

INVESTMENT COMMENTARY

OCTO Crédit Value

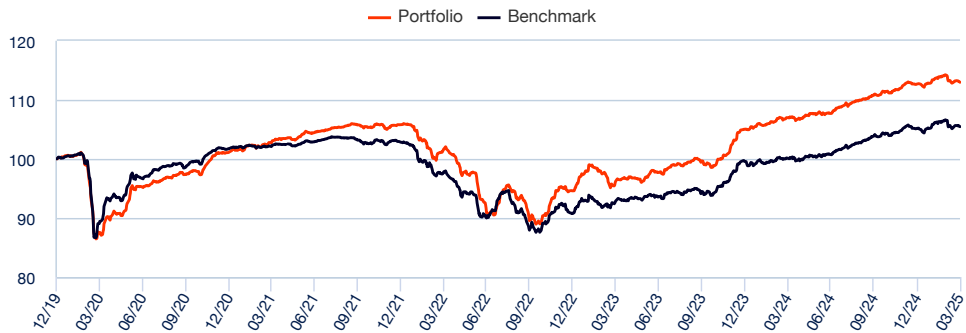
It seems a long time ago that investors' attention was focused entirely on monetary policy developments and their macroeconomic consequences on both sides of the Atlantic.... The month of March was a striking reminder that Trump's return to power and its implications continue, directly or indirectly, to blur investors' traditional analysis grids and fuel market volatility, much more than the decisions taken by central bankers. While the main driver of credit markets, and even more so rate markets, was the decision taken by the German Parliament to relax the constitutional constraint on the country's debt capacity, it is hard to overlook the fact that this decision, which was necessary in view of the weaknesses of the German economic model revealed by the successive crises of the post-CoViD era, was accelerated by the shadow cast over Europe by an American administration in a hurry to sweep away 70 years of shared history. This German decision not only weighed heavily on interest rates over the period (with all European 10-year yields diverging by more than 30bp, in line with the 33bp divergence observed on the Bund) but is also likely to exert sustained upward pressure on all European long-term yields. Further, the drivers of the negative trends in credit spreads over the period are to be found in the fears aroused by the decisions and announcements of the new Trump administration, both domestically - as evidenced by the growing fears that the United States was heading for stagflation - and internationally - with the announcement of a tariff 'Liberation Day' on 2 April - (the X-Over diverged by 35bp excluding roll-related skew). With all these factors pulling in the same direction, it is not surprising that all market segments posted negative performances over the period, although the riskiest categories outperformed, between partial absorption of rate movements by the credit spread cushion and the "confinement" of macroeconomic and price fears to the last few days of the month. The iBoxx Sovereign thus once again posted the weakest performance at -1.81% over the month, while the iBoxx HY limited its loss to -0.96% and the iBoxx Hybrids to -0.85%.

Against this backdrop, the Octo Crédit Value Fund performed in line with its benchmark index this month. During the month, we increased the credit quality of the portfolio, with an average rating of BBB-. Uncertainty over the forthcoming announcement of US tariffs, combined with relatively low credit premiums, led us to adopt a cautious stance, considering that risk was not sufficiently rewarded, particularly in the riskiest bond categories (High Yield and Coco, among others) and prompted us to reduce our exposure to High Yield corporate bonds a little further and increase our cash and cash equivalent holdings.

At 4.85%, the portfolio's average embedded yield to maturity remains well above market rates for an average maturity of 3.7 years - equivalent more precisely to a premium of 170 bps over the average BBB- bond over this maturity (source: Octo, Bloomberg).

	YTD	1 month	3 months	6 months	1 year	3 years	Since
Since	31/12/2024	28/02/2025	31/12/2024	30/09/2024	28/03/2024	31/03/2022	31/12/2019
Portfolio	0.24%	-1.11%	0.24%	1.95%	5.58%	11.10%	12.97%
Benchmark	0.26%	-1.10%	0.26%	1.51%	5.28%	7.80%	5.45%

PERFORMANCE



	JAN	FEB	MAR	APR	MAY	JUN	JUL	AUG	SEP	OCT	NOV	DEC	AN
2020	0.48%	-1.42%	-11.59%	4.11%	1.52%	2.86%	0.92%	0.69%	0.63%	-0.06%	3.31%	0.66%	1.18%
2021	0.20%	0.41%	0.97%	0.66%	0.28%	0.70%	0.49%	0.42%	0.30%	-0.46%	-0.27%	0.77%	4.57%
2022	-1.03%	-2.83%	-0.07%	-2.36%	-1.66%	-6.95%	3.30%	-0.04%	-4.40%	0.89%	4.72%	-0.16%	-10.60%
2023	3.52%	-0.19%	-1.56%	0.78%	-0.42%	1.18%	1.36%	0.41%	0.23%	-0.44%	2.73%	3.03%	11.03%
2024	0.90%	0.19%	0.78%	-0.15%	0.67%	0.12%	1.53%	0.57%	0.77%	0.31%	1.11%	0.28%	7.31%
2025	0.61%	0.75%	-1.11%	-	-	-	-	-	-	-	-	-	0.24%

INVESTMENT OBJECTIVE

Octo Crédit Value is a flexible international fund, which focuses on an innovative process of creating value in corporate credit. The objective is dual :

- Provide the possibility of decorrelation from traditional indices and bond funds
- Propose expectations of a significant performance, based primarily on security gains and improved corporate credit quality.

In order to outperform its performance indicator over a 3-year investment horizon, the fund invests primarily in bonds that benefit from a temporary discount in relation to their intrinsic value while limiting interest rate and exchange rate risk to a minimum.



RISK AND RETURN

	1 year	3 years
Volatility PTF	1.84%	4.97%
Volatility BENCH	2.18%	4.39%
Sharpe ratio PTF	1.25	0.20
Sharpe ratio BENCH	0.91	0.00
Max. drawdown	-1.24%	-12.85%
Recovery time	-	414
Best month % PTF	1.53%	4.72%
Best month % BENCH	1.43%	4.44%

	PTF	REF
Average maturity (year)	3.68	4.71
Average rating	BBB-	BBB-
Yield to maturity	4.85%	4.49%
Yield to worst	4.62%	4.02%
Spread duration	3.06	3.61
Modified duration	3.00	3.46
Number of issuers	103	-
Number of holdings	128	-

DIVESTMENT DELAY

% in day	100%
% in 3 days	100%
% in 5 days	100%

CONTACT

Octo Asset Management
50, boulevard Haussmann
75009 Paris

Tél : +33 1 87 24 01 34
www.octo-am.com

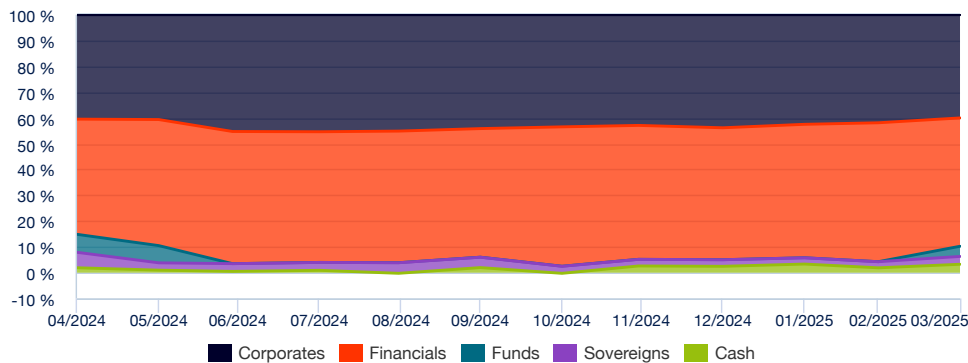
SA au Capital de 500 000 €
RCS Paris 532 483 294
Code NAF 6430Z

Agrément AMF n° FCP20230097

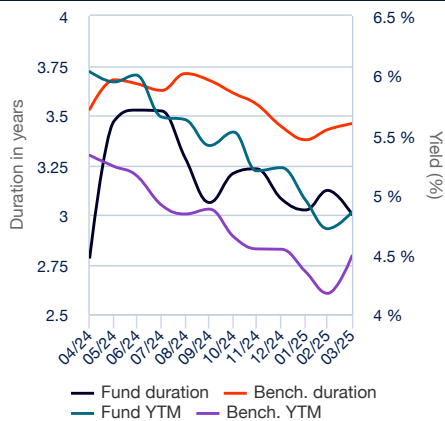
Morningstar rating ©

Morningstar Overall 4 stars
Rating ©

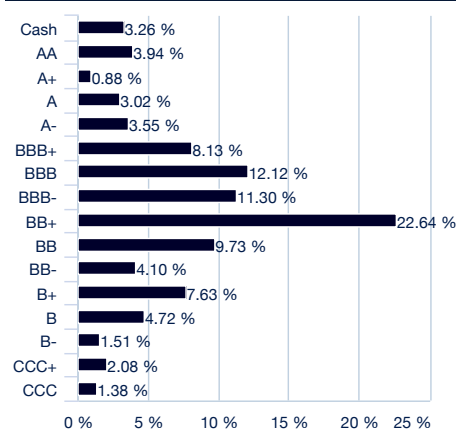
EVOLUTION OF THE PORTFOLIO STRUCTURE



HISTORICAL DURATION/YIELD



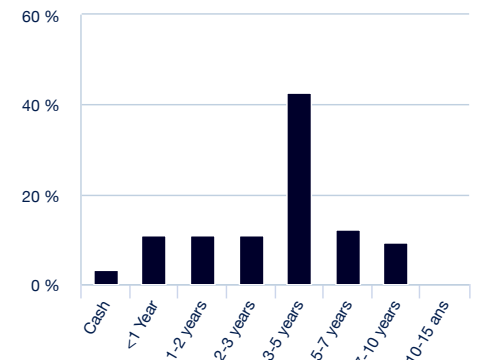
BREAKDOWN BY RATING



TOP 10 ISSUERS

	% Ptf
CAIXA ECO MONTEPIO GERAL	1.34%
ABANCA CORP BANCARIA SA	1.28%
BANCO DE CREDITO SOCIAL COO SA	1.26%
BANCO DE SABADELL SA	1.25%
UNICAJA BANCO SA	1.24%
BANK OF IRELAND GROUP PLC	1.22%
AIB GROUP PLC	1.21%
SGL GROUP APS	1.19%
TELECOM ITALIA SPA/MILANO	1.19%
ASR NEDERLAND NV	1.19%

BREAKDOWN BY MATURITY



BREAKDOWN BY COUPON TYPE

	% Ptf
Variable	48.66%
Fixed	37.50%
Floating	2.74%
STEP CPN	1.90%
Zero-coupon	1.15%
PAY-IN-KIND	0.84%

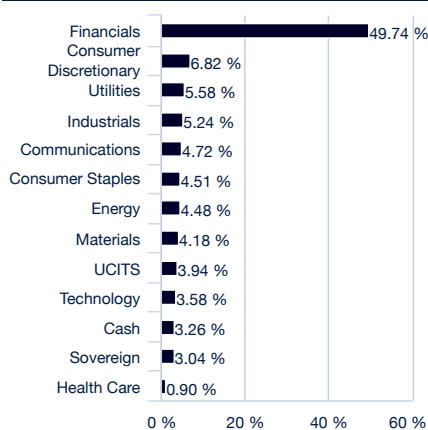
NET CURRENCY EXPOSURE

	% Ptf
EUR	97.46%
USD	2.00%
AUD	0.48%
CAD	0.04%
Others	0.02%

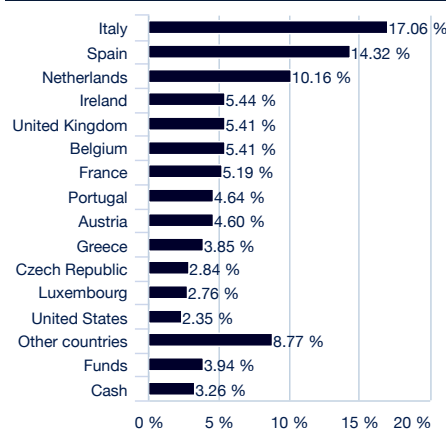
NET EXPOSURE ON DERIVATIVES

	Expo % Ptf
Bond Futures	2.75%
Total	2.75%

BREAKDOWN BY SECTOR



GEOGRAPHIC ALLOCATION



ISIN code	FR0013436672
Bloomberg code	OCTOVAC FP
Approval date	19/08/2016
Approval reference	FCP20160257
Fund structure	Mutual Fund (FCP)
Frequency of NAV calculation	Daily
Dealing times	11:00
Redemption Date	D+3
Custodian	SGSS - Paris

Type of shares	Capitalization
Decimalisation	Thousandth of a unit
Minimum (initial) investment	100 €
Subscription fees	5 %
Ongoing charges	0.00%
Fee on outperformance	20 %
Exit charge	-
Benchmark	50% MARKIT IBOXX EUR LIQUID HIGH YIELD + 50% MARKIT IBOXX EUR LIQUID CORPORATES DIVERSIFIED TRI
Recommended investment horizon	3 years

This document is solely for information purposes. It does not constitute a contractual commitment. The document is reserved for professional clients, as defined in Article D. 533-11 of the French Monetary and Financial Code. It is not for transmission to non-professional clients who do not have the necessary experience, knowledge and expertise to take their own investment decisions and make a correct assessment of the risks incurred. To the best of our knowledge, the information contained herein has come from reliable sources, but OCTO Asset Management cannot be held liable for inaccuracies or omissions. Nor can OCTO Asset Management be held liable for any decision taken on the basis of the information contained herein. All subscribers should take prior cognizance of the complete and simplified prospectuses pursuant to the French Financial Market Authority (AMF) and available on the web site www.octo-am.com and/or on request from the company's head office. All subscribers recognise that they have received the prospectus prior to making an investment. Previous performances are no guarantee of future results. The performances shown include all the costs, excluding subscription and acquisition fees. In compliance with Article 314-76 of the AMF's General Regulations, clients may request further information on the remuneration relating to distribution of the product. To the attention of Swiss investors: The representative agent in Switzerland is 1741 Fund Solutions AG, Burggraben 16, 9000 St. Gallen (email: representation@1741group.com, tel: + 41 58 458 48 00, fax: + 41 58 458 48 10, webpage: 1741group.com). The paying agent in Switzerland is Telco Ltd, Bahnhofstrasse 4, 6430 Schwyz (email: anlagen@telco.ch, tel: +41 58 442 40 00, webpage: www.telco.ch). The fund is only marketed to qualified investors on the basis of article 120 §4 of the Swiss Collective Investment Schemes Act (CISA), as amended on 1 January 2020.